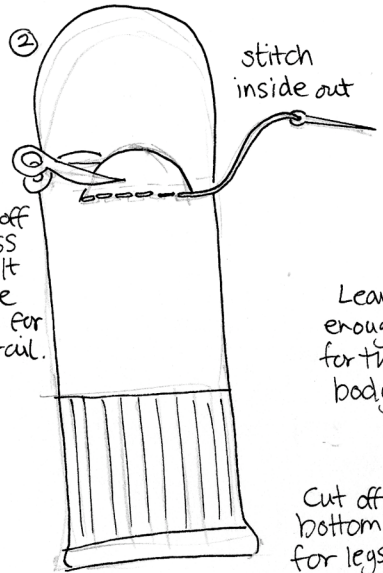


Sock Bunnies




It's recommended that a large or longer sock is used.



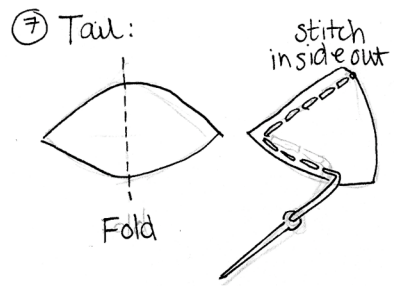
Cut off excess heel. It will be used for the tail.

stitch inside out



Leave enough for the body.

Cut off bottom for legs and arms. If you want longer ears, arms or legs another sock may be needed.



7 Tail:

Fold

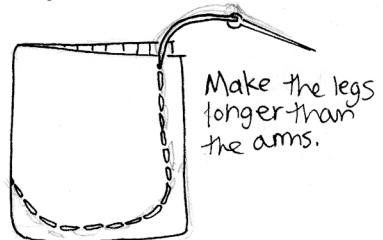
stitch inside out



stuffing

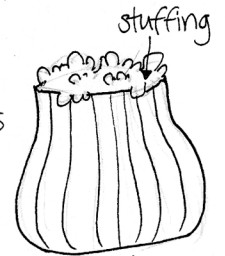
turn right way out.

8 Feet + Arms:




Make the legs longer than the arms.

stitch inside out



stuffing

turn right way out.



4 Body:


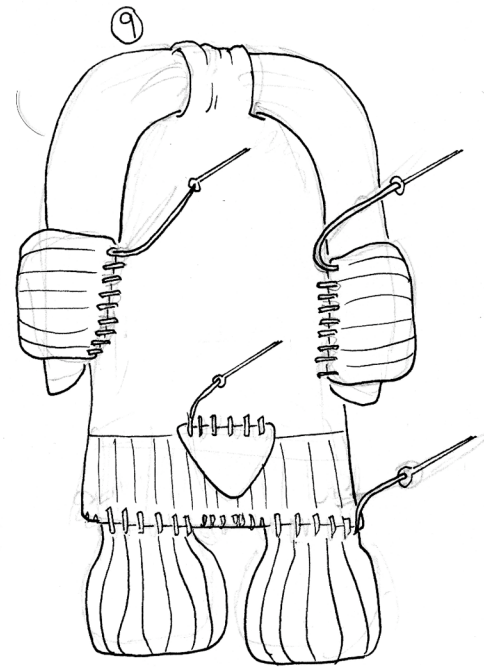
Turn right way out.



5 Tie ears in either a single or double knot.



shape stuffing in body.



Use embroidery silk for face.